



INTERNATIONAL APPLICATION PUBLISHED UNDER THE PATENT COOPERATION TREATY (PCT)

(51) International Patent Classification ⁶ : H04M 11/00, H04N 7/14, G06F 3/00	A1	(11) International Publication Number: WO 99/46922 (43) International Publication Date: 16 September 1999 (16.09.99)
(21) International Application Number: PCT/US99/05024 (22) International Filing Date: 8 March 1999 (08.03.99) (30) Priority Data: 60/077,276 9 March 1998 (09.03.98) US Not furnished 25 February 1999 (25.02.99) US (71) Applicant (for all designated States except US): SONY ELECTRONICS, INC. [US/US]; 1 Sony Drive, Park Ridge, NJ 07656 (US). (72) Inventor; and (75) Inventor/Applicant (for US only): LUDTKE, Harold, Aaron [US/US]; 3587 Townsquare Drive, San Jose, CA 95127 (US). (74) Agents: GALLENSON, Mavis, S. et al.; Ladas & Parry, Suite 2100, 5670 Wilshire Boulevard, Los Angeles, CA 90036 (US).	(81) Designated States: AL, AM, AT, AU, AZ, BA, BB, BG, BR, BY, CA, CH, CN, CU, CZ, DE, DK, EE, ES, FI, GB, GD, GE, GH, GM, HR, HU, ID, IL, IN, IS, JP, KE, KG, KP, KR, KZ, LC, LK, LR, LS, LT, LU, LV, MD, MG, MK, MN, MW, MX, NO, NZ, PL, PT, RO, RU, SD, SE, SG, SI, SK, SL, TJ, TM, TR, TT, UA, UG, US, UZ, VN, YU, ZW, ARIPO patent (GH, GM, KE, LS, MW, SD, SL, SZ, UG, ZW), Eurasian patent (AM, AZ, BY, KG, KZ, MD, RU, TJ, TM), European patent (AT, BE, CH, CY, DE, DK, ES, FI, FR, GB, GR, IE, IT, LU, MC, NL, PT, SE), OAPI patent (BF, BJ, CF, CG, CI, CM, GA, GN, GW, ML, MR, NE, SN, TD, TG). Published <i>With international search report.</i>	
(54) Title: METHOD AND SYSTEM FOR SEARCHING THROUGH DESCRIPTIVE DATA IN THE AV/C PROTOCOL		
(57) Abstract <p>A system and method of same for performing a search of stored data in a network of electronic devices connected by a network bus, wherein at least one of the electronic devices is a target device containing the stored data and another one of the electronic devices is a controller device. In one embodiment, the electronic devices are compliant with audio visual control (AV/C) protocol and the network is compliant with IEEE 1394. In accordance with the present invention, search criteria are specified in a command structure transmitted from the controller device to the target device. The target device recognizes the command as a request to perform the search of the stored data and executes the command, thereby causing the search to be performed. As a result of a successful search, data on the target device that satisfy the search criterion are identified and an identifier locating that data is also specified. The target device transmits a response containing the identifier to the controller device. The identifier provides sufficient information for locating the discovered data so that it can be subsequently accessed and retrieved by the controller device. Thus, the present invention accomplishes the search on the target device containing the stored data and only a relatively small amount of data is transmitted over the network bus, thus consuming only a small portion of the available bandwidth capacity of the bus and improving overall network performance.</p>		

FOR THE PURPOSES OF INFORMATION ONLY

Codes used to identify States party to the PCT on the front pages of pamphlets publishing international applications under the PCT.

AL	Albania	ES	Spain	LS	Lesotho	SI	Slovenia
AM	Armenia	FI	Finland	LT	Lithuania	SK	Slovakia
AT	Austria	FR	France	LU	Luxembourg	SN	Senegal
AU	Australia	GA	Gabon	LV	Latvia	SZ	Swaziland
AZ	Azerbaijan	GB	United Kingdom	MC	Monaco	TD	Chad
BA	Bosnia and Herzegovina	GE	Georgia	MD	Republic of Moldova	TG	Togo
BB	Barbados	GH	Ghana	MG	Madagascar	TJ	Tajikistan
BE	Belgium	GN	Guinea	MK	The former Yugoslav Republic of Macedonia	TM	Turkmenistan
BF	Burkina Faso	GR	Greece	ML	Mali	TR	Turkey
BG	Bulgaria	HU	Hungary	MN	Mongolia	TT	Trinidad and Tobago
BJ	Benin	IE	Ireland	MR	Mauritania	UA	Ukraine
BR	Brazil	IL	Israel	MW	Malawi	UG	Uganda
BY	Belarus	IS	Iceland	MX	Mexico	US	United States of America
CA	Canada	IT	Italy	NE	Niger	UZ	Uzbekistan
CF	Central African Republic	JP	Japan	NL	Netherlands	VN	Viet Nam
CG	Congo	KE	Kenya	NO	Norway	YU	Yugoslavia
CH	Switzerland	KG	Kyrgyzstan	NZ	New Zealand	ZW	Zimbabwe
CI	Côte d'Ivoire	KP	Democratic People's Republic of Korea	PL	Poland		
CM	Cameroon	KR	Republic of Korea	PT	Portugal		
CN	China	KZ	Kazakstan	RO	Romania		
CU	Cuba	LC	Saint Lucia	RU	Russian Federation		
CZ	Czech Republic	LI	Liechtenstein	SD	Sudan		
DE	Germany	LK	Sri Lanka	SE	Sweden		
DK	Denmark	LR	Liberia	SG	Singapore		
EE	Estonia						

METHOD AND SYSTEM FOR SEARCHING THROUGH
DESCRIPTIVE DATA IN THE AV/C PROTOCOL

BACKGROUND OF THE INVENTION

5 FIELD OF THE INVENTION

The present invention relates to the field of consumer electronic devices coupled in an audio/visual network. More specifically, the present invention pertains to a system and method for performing a search through data stored in electronic devices in the network.

10

BACKGROUND ART

The typical audio/visual (AV) system consists of a variety of consumer electronic devices that present and record AV media in different ways. For instance, the typical AV equipment found in a home includes a number of components such as a radio receiver or tuner, a compact disk (CD) player and/or a digital video disc player (DVD), a number of speakers, a television, a video cassette recorder (VCR), a tape deck, and the like, and also may include a personal computer (PC). The consumer electronic devices in the AV system are interconnected in some manner, typically by wires.

20

Consumer electronic devices have become more capable and more complex, and the demand for the latest and most capable devices has increased. As new devices emerge and become popular, the devices are purchased by consumers and "plugged" into their home or office AV systems. In turn, the conventional AV system paradigm is being replaced with a home or office AV network architecture for networking consumer electronic devices. The AV network architecture provides a powerful platform on which device

25

functionality and interoperability can be built, and is capable of taking advantage of the increased sophistication that is being incorporated into consumer electronic devices.

5 A communication standard, the IEEE 1394 standard, has been defined for networking consumer electronic devices using a standard communication protocol layer (e.g., the audio visual control [AV/C] protocol). The IEEE 1394 standard is an international standard for implementing an inexpensive high-speed serial bus architecture which supports both asynchronous and
10 isochronous format data transfers. The IEEE 1394 standard provides a high-speed serial bus for interconnecting digital devices, thereby providing universal input/output connection. The IEEE 1394 standard defines a digital interface for applications, thereby eliminating the need for an application to convert digital data to an analog form before it is transmitted across the bus. Correspondingly,
15 a receiving application will receive digital data, not analog data, from the bus and will therefore not be required to convert analog data to digital form. The IEEE 1394 standard is ideal for consumer electronics communication in part because devices can be added to or removed from the serial bus while the bus is active.

20

At least one of the devices in the AV network functions as a controller device; for example, the tuner, a PC, or an intelligent controller device such as a set-top-box. The controller device has a number of specific inputs for coupling to the other consumer electronic devices on the AV network, referred to as
25 target devices. The controller device has a corresponding number of control

buttons or control switches which provide a limited degree of controllability and interoperability for the target devices. A user controls the AV system and the target devices by manipulating the buttons and switches on the front of the central component or, alternatively, by manipulating buttons on a hand-held
5 remote control unit. In other implementations of AV networks, such as a network of devices compliant with the home audio/visual interoperability (HAVi) architecture, the target devices provide on-screen display (OSD) controls that are presented to the user on a screen or via speakers of the controller device.

10 The target devices in the AV network store their content and/or broadcast services using some method or model that provides a hierarchical set of data structures. One example of such a model is the AV/C object list model described in the patent application entitled "Method and Apparatus for Representing Devices and Available Information within a Network of Devices
15 Using Object List and Object Entries," by Harold Aaron Ludtke, Serial Number 09/040,540, Attorney Docket Number 50L1819, filed March 17, 1998, assigned to the assignee of the present invention and herein incorporated by reference. In the AV/C object list model, an object is used to represent a distinct entity on the target device, such as a particular track on a compact disk or a particular
20 compact disk loaded into a CD changer that holds multiple CDs. An object list is a list of the objects, such as a list of all CDs in the CD changer.

One problem with an AV network is associated with the maximum bandwidth capacity of the network bus. That is, there is a maximum rate at
25 which the network bus can carry data, typically measured in megabits/second.

Each device on the AV network consumes a certain amount of the bandwidth capacity when the device is transmitting data, thereby reducing the bandwidth available for other devices to use at the same time.

5 In an AV network, particularly a distributed network where the target devices operate primarily as peers, a controller device may need to find, access, and retrieve data from one or more of the target devices. A significant disadvantage to the prior art is that, in order to find specific instances of data that describe the content available from a target device (e.g., descriptive data
10 that corresponds to an object or object list), the controller device first retrieves most or all of the data from the target device. The data must first be transferred across the network bus from the target device to the controller device. The controller device then has to examine all of the data that was stored on the target device. For example, to find whether a particular compact disk is located
15 in a CD changer that holds multiple disks, in the prior art it is necessary for the controller device to retrieve all titles from the target device (the CD changer). The controller device then must parse through all of that data to find the particular title being sought. In instances other than this one, even greater amounts of data may need to be retrieved and searched. Thus, in the prior art,
20 a huge burden is placed on the overall network, the controller device, and the target device by the prior art search method described above. In particular, a large burden is placed on the bus, which must message all the data between the target device and the controller device.

The prior art is problematic because network traffic is significantly increased owing to the large amounts of data that need to be transferred over the network bus whenever a search of the descriptive data is requested. As such, the available bandwidth of the bus is substantially reduced and is thus not fully available for other functions. According to the IEEE 1394 standard, bandwidth is divided into isochronous and asynchronous portions. The isochronous portion of the bandwidth is guaranteed for those devices that successfully reserve the necessary bandwidth. However, this guarantee is at the expense of asynchronous data transfers because these types of transfers by their nature are not guaranteed to be performed by any specific time. Thus, when asynchronous traffic over the bus is heavy, all asynchronous transactions can incur delays. For example, the transmission of OSD data from target devices to controller devices could be delayed, which is manifested to the user as slow screen updates or poor animation quality. Thus, in the prior art, one function of the AV network may be temporarily subverted due to the heavy traffic associated with the search function. Certainly, the number of other simultaneous functions that can be supported by the AV network is reduced when descriptive data are being transferred over the network bus.

In addition, the prior art is problematic because the controller device is required to acquire and then search through large amounts of descriptive data to find the object of interest. The controller device typically is limited in its capability to process and store data. Consequently, the central processor and other resources of the controller device are taxed by the prior art search method, and are diverted from their main function of managing the real-time

user interface and controlling the network and the target devices. Thus, the controller device may not be responsive to the user, and displays, images, etc., provided as part of the graphical user interface may be delayed or slowed. In addition, the controller device must be designed and manufactured with

5 increased capabilities such as a faster processor or more memory in order to support the prior art search method, increasing the cost of the controller device for the consumer.

Similarly, a disadvantage to the prior art is that the performance of the

10 target device is also negatively impacted. In most target devices, descriptive data are not necessarily stored in a convenient location for quick access and according to the format required by the controller device for the search. Typically, it is necessary for the target device to first gather the information it has available and assemble that information to compile the necessary descriptive

15 data. Then, the target device must translate the various data formats and package the descriptive data in the format expected by the controller device. Thus, the prior art is problematic because it consumes the resources available in the target device. As above, the processing capability of the target device can be taxed by the prior art search method in order to send data over the

20 network bus to the controller device. Because the target device must be designed with increased capabilities in order to support the prior art search method, the cost to the consumer is also increased.

Another problem in the prior art is associated with the continuous

25 evolution and improvements occurring with regard to AV networks. For

example, some target devices employing general purpose hard disks or other mass storage devices may be designed to record data without regard to or specific knowledge of the type of data being recorded. Thus, there may exist a class of devices that will not have the capability to create the descriptive data in
5 a format that is compatible with that required for the controller device to determine what is stored on the target device.

Accordingly, what is needed is a method and/or system that provides the capability to perform a search of the descriptive data stored on target devices
10 but reduces traffic over the network bus, thereby improving overall network performance. What is further needed is a method and/or system for searching the descriptive data that addresses the above need and reduces the above described burdens placed on the target devices and on the controller device, thus improving the overall performance of these devices while obviating the
15 need to build in costly performance enhancements, such as more powerful central processors and larger memories, to support the search function. In addition, what is needed is a search method and/or system that addresses the above needs and is also expected to be compatible with the changes and improvements made to AV networks in the future.

SUMMARY OF THE INVENTION

The present invention includes a method and system that provides the capability to perform a search of the descriptive data stored on target devices but reduces the traffic over the network bus, thereby improving overall network performance. The present invention also provides a method and system for
5 searching the descriptive data that accomplishes the above and reduces the burdens placed on the target devices and on the controller device, thus improving the overall performance of these devices while obviating the need to build in costly performance enhancements, such as more powerful central
10 processors and larger memories, to support the search function. In addition, the present invention provides a search method and system that accomplishes the above and is also expected to be compatible with future implementations of AV networks. These and other advantages of the present invention not specifically mentioned above will become clear within discussions of the present invention
15 presented herein.

The present invention is a system and method of same for performing a search of stored data in a network of electronic devices connected by a network interface such as a bus, wherein at least one of the electronic devices is a target
20 device containing the stored data and another one of the electronic devices is a controller device. First, search criterion are specified in a command structure and the command structure is transmitted from the controller device to the target device over the network bus. The target device recognizes the command structure as a request to perform the search of the stored data and executes the
25 command structure, thereby causing the search to be performed. As a result of a successful search, data on the target device that satisfy the search criterion are identified and an identifier corresponding to that data is also specified. The

target device transmits a response containing the identifier to the controller device over the network interface. The identifier provides sufficient information to allow the discovered data to be subsequently accessed and retrieved by the controller device. The identifier also enables the controller device to access
5 and retrieve the content/broadcast service data (e.g., an object) that is described by the data that satisfy the search criteria.

In one embodiment, the electronic devices are compliant with AV/C (audio visual control) protocol, and the network and the network interface are
10 compliant with the IEEE 1394 communication standard.

The present invention performs the search on the target device which contains the stored data and not on the controller device. Consequently, only a relatively small amount of data is transmitted over the network interface, thus
15 consuming only a small portion of the available bandwidth capacity of the network interface and improving overall network performance. Additionally, the controller device is not burdened with the time-consuming task of searching through a large amount of data in order to find the data of interest. Likewise, the target devices are not burdened by having to process, translate and format a
20 large amount of data in order to prepare that data to be transferred to the target device.

In the present embodiment, the search criterion specified in the command can include the search subject, a location for the search, a starting
25 point for the search, and/or a direction of the search. Similarly, the format for the identifier provided in the response can include the address of the data that satisfies the search criterion, a position of an object described by that data, an

identifier of the object, a list containing the object, and/or a type of list containing the object. The present invention allows a search to be specified and conducted based on criteria which do not require the storage device (e.g., the hard drive) to understand the structure of the descriptive data. This flexibility and other features of the present invention are expected to allow the present invention to remain compatible and useful even after changes and improvements are made to AV networks.

BRIEF DESCRIPTION OF THE DRAWINGS

Figure 1 illustrates an exemplary audio/visual network upon which embodiments of the present invention may be practiced.

5 Figure 2A is a block diagram of one embodiment of a controller device used in accordance with the present invention.

 Figure 2B is a block diagram of one embodiment of a target device used in accordance with the present invention.

10

 Figure 3 is a flow chart of one embodiment of the process used by the controller device to perform a search of descriptive data in accordance with the present invention.

15 Figures 4A, 4B, 4C and 4D are data flow diagrams of a controller device and a target device in accordance with one embodiment of the present invention.

 Figures 5A, 5B, 5C and 5D are data flow diagrams of a controller device,
20 a target device, and a proxy device in accordance with one embodiment of the present invention.

 Figure 6 is an exemplary command structure for requesting a search of descriptive data in accordance with one embodiment of the present invention.

DETAILED DESCRIPTION OF THE INVENTION

In the following detailed description of the present invention, a method and system for searching through descriptive data in the AV/C protocol, numerous specific details are set forth in order to provide a thorough
5 understanding of the present invention. However, it will be recognized by one skilled in the art that the present invention may be practiced without these specific details or with equivalents thereof. In other instances, well known methods, procedures, components, and circuits have not been described in detail as not to unnecessarily obscure aspects of the present invention.

10

NOTATION AND NOMENCLATURE

Some portions of the detailed descriptions which follow are presented in terms of procedures, logic blocks, processing, and other symbolic representations of operations on data bits within an intelligent electronic media
15 device. These descriptions and representations are the means used by those skilled in the data processing arts to most effectively convey the substance of their work to others skilled in the art. A procedure, logic block, process, etc., is herein, and generally, conceived to be a self-consistent sequence of steps or instructions leading to a desired result. The steps are those requiring physical
20 manipulations of physical quantities. Usually, though not necessarily, these physical manipulations take the form of electrical or magnetic signals capable of being stored, transferred, combined, compared, and otherwise manipulated in a consumer electronic media device. For reasons of convenience, and with reference to common usage, these signals are referred to as bits, values,

elements, symbols, characters, terms, numbers, or the like with reference to the present invention.

It should be borne in mind, however, that all of these terms are to be
5 interpreted as referencing physical manipulations and quantities and are
merely convenient labels and are to be interpreted further in view of terms
commonly used in the art. Unless specifically stated otherwise as apparent
from the following discussions, it is understood that throughout discussions of
the present invention, discussions utilizing terms such as "processing" or
10 "computing" or "generating" or "calculating" or "determining" or "displaying" or
the like, refer to the action and processes (e.g., process 300 of Figure 3) of a
consumer electronic device, or similar electronic computing device (e.g.,
dedicated or embedded computer system), that manipulates and transforms
data. The data are represented as physical (electronic) quantities within the
15 consumer electronic device's registers and memories and is transformed into
other data similarly represented as physical quantities within the consumer
electronic device memories or registers or other such information storage,
transmission, or display screens.

20 Current and proposed technologies allow consumer electronic devices to
be connected in a home or office network and to transfer audio information,
video information and other data to each other over a network bus. For the
discussion herein, terms such as "consumer electronic device" and "network"
are not limited to any form or type of device nor to any type of distribution
25 network or data format. For the discussion herein, the present invention is

discussed in the context of a home network comprising familiar consumer electronic devices interconnected by hardware using a serial bus and communicating via a standard protocol.

5 DISTRIBUTED AUDIO VISUAL NETWORK

Figure 1 illustrates an exemplary network 10 that can support embodiments of the present invention. Network 10 comprises consumer electronic devices including personal computer systems, and can be extended to incorporate other electronic devices in different combinations than those
10 illustrated.

Network 10 includes an integrated receiver/decoder device such as intelligent controller device 12, video camera 14, television 16, personal computer 18, receiver 20, video cassette recorder (VCR) unit 22, and compact
15 disk (CD) unit 24 that are coupled together in network 10 by a network interface (e.g., bus 30). The consumer electronic devices are each considered a logical entity represented as a node on network 10, with a unique address, a set of control registers, and volatile and non-volatile memory units. The consumer electronic devices in network 10 are capable of interacting with each other on a
20 peer-to-peer basis, and data, commands and the like can be sent between the devices within network 10.

In the present embodiment, bus 30 is a bus compliant with IEEE 1394. Accordingly, the consumer electronic devices of network 10 communicate over
25 bus 30 using a protocol compliant with IEEE 1394 such as AV/C (audio visual

control) protocol. Other embodiments of the present invention are operable within a network of consumer electronic devices compliant with the home audio/visual interoperability (HAVi) architecture that is known in the art. However, it is understood that other protocols, buses, network interfaces and
5 network architectures may be utilized in accordance with the present invention.

Continuing with reference to Figure 1, controller device 12 is an intelligent controller device such as a set-top-box or a personal computer. Controller device 12 is a system component/software element in network 10 that
10 controls a target device (e.g., the other consumer electronic devices of network 10). Additional information regarding controller device 12 is provided below with regard to Figure 2A.

Controller device 12 communicates with a user through a graphical user
15 interface via some type of input/output device (not shown). The user's input/output device can be a number of well known devices including, for example, a remote control, a keyboard, a mouse or other cursor directing device, or a joystick, or a combination of these. Controller device 12 is typically coupled to a display device that enables the user to view menus or messages,
20 and that also displays the user's input as the user enters it via the input/output device. The display device may be incorporated into controller device 12 or it may be separate from controller device 12; for example, television 16 could be used in conjunction with controller device 12 to display menus and messages to the user.

The consumer electronic devices in network 10 other than controller device 12 are referred as target devices. The target devices in network 10 store their content and/or broadcast services using some method or model providing a hierarchical set of data structures. The content of a target device refers to, for example, the data representing the music contained in a track of a compact disk. The broadcast services of a target device refers to the data that collectively represent each of the components of, for example, a television program; that is, one component might include the video portion, another component the audio portion, and a third component the text for closed captioning. Associated with the content and/or broadcast services are descriptive data for identifying each set of content data or broadcast service. The descriptive data includes, for example, the name of the content or broadcast service (e.g., the name of the television program) and other relevant details that may be of particular interest or help to further define the content or broadcast service (e.g., details regarding the particular episode, the names of characters, etc.).

One example of a model providing a hierarchical set of data structures for storing content and broadcast services is the AV/C object list model described in the patent application entitled "Method and Apparatus for Representing Devices and Available Information within a Network of Devices Using Object List and Object Entries," by Harold Aaron Ludtke, Serial Number 09/040,540, Attorney Docket Number 50L1819, filed March 17, 1998, assigned to the assignee of the present invention and herein incorporated by reference. In the

AV/C object list model, an object is used to represent a distinct entity on the target device, such as a particular track on a compact disk or a particular compact disk loaded into a CD changer that holds multiple CDs. An object list is a list of the objects, such as the list of all CDs in the CD changer.

5

Figure 2A is a block diagram of one embodiment of controller device 12 upon which embodiments of the present invention can be implemented. Although a variety of different systems can be used in accordance with the present invention, an exemplary system is represented by controller device 12.

10

With reference to Figure 2A, controller device 12 includes processor 201 coupled with an internal address/data bus 200 for processing information and instructions. Volatile memory 202 (e.g., random access memory), for storing information and instructions for processor 201, is also coupled to bus 200. Non-
15 volatile memory 203 (e.g., read only memory), for storing static information and instructions for processor 201, is coupled to bus 200. Controller device 12 optionally includes mass storage unit 204 (e.g., a data storage device such as a magnetic or optical disk and disk drive) coupled to bus 200 for storing information and instructions. Controller device 12 also includes video/audio
20 receiver unit 206 and Moving Pictures Expert Group (MPEG) unit 207 coupled to bus 200. Bus interface 208 is used for interfacing with network bus 30.

Figure 2B is a block diagram of one embodiment of target device 220 upon which embodiments of the present invention can be implemented.
25 Although a variety of different systems can be used in accordance with the

present invention (e.g., the target devices shown Figure 1), an exemplary system is represented by target device 220.

In general, target device 220 comprises bus 230 for communicating
5 information, processor 221 coupled with bus 230 for processing information and instructions, random access memory (RAM volatile) 222 coupled with bus 230 for storing information and instructions for processor 221, read-only memory (ROM non-volatile) 223 coupled with bus 230 for storing static information and instructions for processor 221, data storage device 224 such as a magnetic or
10 optical disk and disk drive coupled with bus 230 for data such as media data, objects, content and broadcast services, and bus interface 228 for interfacing with network bus 30.

SEARCH AND DISCOVERY PROCESS

15 The present invention provides a system and method of same for performing a search of the descriptive data stored on target devices in an AV network such as network 10 of Figure 1. In accordance with the present invention, search criteria are specified and transmitted as a command structure from controller device 12 to the target devices (or to a particular target device,
20 depending on the search criteria that are specified) over network bus 30. In response to the command structure, the target devices conduct a search of the data against the search criteria. When a match with the search criteria is found, the target device sends a response to controller device 12 over network bus 30, and also includes in the response an identifier (e.g., a pointer) associated with
25 the discovered data so that the discovered data can be subsequently accessed

and retrieved when needed by the user. As will be seen by the detailed discussion below, by having the target devices perform the data search operation and rely on a pointer as to the results, the present invention significantly reduces the amount of data trafficking over the network bus, and
5 also significantly reduces the degree of data processing on the part of the controller device and the target devices.

Figure 3 is a flow chart of one embodiment of process 300 used in accordance with the present invention to perform a search of the descriptive
10 data stored in target devices in an AV network. In the present embodiment, process 300 is implemented as program instructions in intelligent devices connected to the AV network, such as controller device 12 and target device 220 of Figures 2A and 2B. Additional details for implementing process 300 are provided following the discussion of Figure 3.

15

In step 305, using any one of a variety of methods that are well known in the art, the user indicates the object for which he/she wishes to search. For example, the user is provided with a menu or display on a display device coupled to the network, such as television 16 of Figure 1. Using an known
20 input/output device such as a familiar remote control unit, the user identifies the object for which the search is to be performed. The user may also indicate where to search, a starting point for the search, or the direction in which to conduct the search. For example, the user may initiate a search for another track by entering in the subject of the search, such as the title of the track. If the
25 user has previously located a specific track on a compact disk, the user can also

indicate that the search should begin at this track, and that the search should proceed to either the next higher or the next lower track on the object list. Thus, the user identifies the search criterion or criteria that are to be used as the basis for identifying the object for which the search is to be performed. However, should the user not enter in a particular search criterion, such as the direction of the search, a default value is automatically entered in accordance with the present invention and the search proceeds accordingly. Alternatively, controller device 12 can provide some of the search criteria (such as whether to search in the forward direction, etc.).

10

In step 310, based on the user's input, the controller device (e.g., controller device 12 of Figure 1) formulates a command structure containing the search criteria identified by the user in step 305. A prescribed format is used for the command structure. In the present embodiment, one of the bytes (e.g., an opcode byte) in the command structure format is used to indicate that the command structure is a request for a search to be performed. The present invention takes the search criteria specified by the user and enters them into the appropriate fields of the command structure in the proper format specified for the command (additional details regarding the command structure format are provided below).

20

In step 315, with reference to Figures 1 and 3, the command structure is transmitted from the controller device over bus 30 to the target devices on network 10. The command structure may be transmitted to a single target device or to a limited number of devices, typically one device at a time.

25

In step 320 of Figure 3, the target device (e.g., target device 220 of Figure 2B) reads the opcode byte in the command structure and thereby recognizes that the command is a search request. Target device 220 executes the
5 command structure and conducts a search of its descriptive data using the search criteria specified in the command structure. The search is conducted by matching the search criteria against the descriptive data using techniques known in the art. Thus, in accordance with the present invention, the search is conducted on the target devices themselves, and the descriptive data or other
10 data do not need to be transmitted over network bus 30 to controller device 12 in order for the search to be performed. Hence, the target devices are not burdened with having to process the data into a format required by the controller device. In addition, the bandwidth of network bus 30 is not consumed by the data transfer from the target devices to controller device 12. Furthermore,
15 it is not necessary for controller device 12 to be burdened with the search of the large amounts of descriptive data. Instead, the target devices perform the search, which overall provides a more effective utilization of network resources.

In step 325, descriptive data matching the search criteria are identified by
20 target device 220 and an identifier corresponding to that data is also determined. The identifier can be of any one of a variety of types (e.g., a pointer, a title, a name, a memory location, etc.) that enable the descriptive data to be subsequently located and accessed by controller device 12. As will be seen by the discussion provided below, it is possible to specify in the command
25 structure the type of identifier that should be provided in response to the

command. For example, the identifier can be the address in the target device's register or memory unit where the data are located. In the case of data structures such as lists, objects, or some other descriptor, the identifier contains enough information for the controller device to subsequently locate the
5 descriptive data satisfying the search criteria. In the present embodiment, once an object that satisfies the search criteria is identified, the search is concluded.

In step 330, the identifier determined in step 325 is transmitted by target device 220 to controller device 12 over network bus 30. In accordance with the
10 present invention, only the identifier is transmitted at this point. Hence, only a small amount of data is transferred from target device 220 to controller device 12. The bandwidth capacity required for this transfer is very small. Thus, the present invention results in efficient use of the available bandwidth capacity.

15 In step 335, at any time desired by the user, the identifier from steps 325 and 330 can be used by controller device 12 to access the descriptive data and the associated content/broadcast service by accessing target device 220 using the well known AV/C protocol.

20 In step 340, the descriptive data identified in step 325 are transferred over bus 30 from target device 220 to controller device 12. Similarly, the associated content/broadcast service data can be transmitted over bus 30 to controller device 12 or streamed to the appropriate consumer electronic device for the user to view and/or listen to.

In alternative embodiments, the descriptive data associated with the identifier and/or the associated content/broadcast service can be transmitted with the identifier (e.g., during step 330, thereby eliminating steps 335 and 340).

5

Figures 4A through 4D illustrate the flow of data associated with process 300 in accordance with one embodiment of the present invention. Referring to Figure 4A, controller device 12 transmits the search request in a command structure to target device 220 over network bus 30 (e.g., step 315 of Figure 3).

10

With reference to Figure 4B, target device 220 recognizes the command structure as a request to perform a search and executes a search of data storage device 224 according to the search criteria provided by the command structure (e.g., steps 320 and 325 of Figure 3). During the period of the search, there is no search-related traffic over network bus 30.

15

With reference to Figure 4C, target device 220 transmits to controller device 12 the identifier associated with the descriptive data that satisfy the search criteria (e.g., step 330 of Figure 3).

20

With reference to Figure 4D, controller device 12 subsequently uses the identifier to access the descriptive data satisfying the search criteria on target device 220, and target device 220 returns to controller device 12 the descriptive data specified by the identifier or a media object described by the descriptive data (e.g., steps 335 and 340 of Figure 3).

25

In alternative embodiments, the descriptive data associated with the identifier and/or the associated content/broadcast service can be transmitted with the identifier (e.g., as illustrated by Figure 4C, thereby obviating the transactions illustrated by Figure 4D).

Thus, in accordance with the present invention, the search is conducted on the target device(s). Initially, the search results consist only of an identifier associated with the data that satisfies the search criteria, and only the identifier is transmitted from the target device to the controller device. Subsequently, when the descriptive data and the content/broadcast service data are transferred from the target device, only the data of interest based on the preferences of the user are transferred. Therefore, relative to the prior art, the present invention substantially reduces the amount of data that is transferred over the network bus and processed by the target and controller devices.

Depending on the implementation of target device 220, the present invention can increase the efficiency of the search operation. In most typical target devices, the target device is required to gather the information necessary to compile the descriptive data because the descriptive data are not stored in a single location which is quickly accessible. In fact, the descriptive data usually must be compiled from distinct pieces of information which the target device can find inside itself. Because the target device has its own internal knowledge of how to get this data, it may be able to search through the data without first packaging it into the format which is expected by controller device 12. Thus, the

present invention can result in a savings of processing cycles (e.g., clock cycles) and other resources in target device 220.

5 Additionally, if target device 220 does not have to use processing power to send data out to network bus 30, then savings in processing power are also realized by not performing this task. It's possible that, depending on the interface technology built into target device 220, in terms of processing cycles the search operation in accordance with the present invention is essentially free due to hardware automation, depending on the implementation of the target
10 device.

The present invention also provides compatibility with future implementations of a certain class of consumer electronic devices. Some electronic devices, such as general purpose hard disks or other mass-storage
15 devices, will be designed to record any type of data stream which comes over a 1394 network bus. These electronic devices will not have specific knowledge about the data stream (for example, they will not understand the data format); they will simply record the data as they arrive from the network bus. These electronic devices will not be capable of creating the descriptive data that
20 controller devices will use to understand what is stored on the media. For example, if an audio CD is copied to a hard disk, the hard disk will not be able to analyze the recorded data and create a table of contents describing the track titles, lyrics, etc. In fact, another controller device will have to write those descriptive data structures to the hard disk after the copy operation is complete.

In the future, when a controller device wants to search for a particular piece of content, the controller device will want to send the remote search command to the hard disk, as described in the present invention. However, the
5 hard disk understands neither the data content nor the detailed fields of the descriptor data structures. Therefore, the hard disk would not be able to look for a specified field such as one named "track title" in order to find the audio track with a specific title.

10 The present invention solves the above problem by allowing a search specification based on certain criteria which do not require the hard disk to understand the descriptive data structures. Thus, the hard disk can be a useful player in future implementations of an AV network even as new media types are invented. An example of how this works is provided below in conjunction with
15 Figure 6.

In one embodiment of the present invention, the search command is used in combination with a proxy device of the type exemplified in the patent application entitled "A Method and System for Defining and Discovering Proxy
20 Functionality on a Distributed Audio Video Network," by Harold Aaron Ludtke, Serial Number 09/151,373, Attorney Docket Number SONY-50M2374, filed September 10, 1998, assigned to the assignee of the present invention and herein incorporated by reference.

Figures 5A through 5D are illustrations of the flow of data between controller device 12, target device 220, and proxy device 520, where proxy device 520 is a proxy for target device 220 in accordance with the patent application referenced above. Each of these devices is coupled to network bus 30 (not shown), and the flow of data occurs over network bus 30. Referring to Figure 5A, proxy device 520 analyzes the data content of target device 220 and stores this content in memory. The data content can include descriptive data or it can include objects described by the descriptive data.

With reference to Figure 5B, controller device 12 transmits the search request in a command structure that is sent to proxy device 520 over network bus 30 (e.g., as described by step 315 of Figure 3). Controller device 12 recognizes that proxy device 520 is a proxy for target device 220 and therefore communicates the command structure to proxy device 520 instead of target device 220. Proxy device 520 recognizes the command structure as a request to perform a search and executes a search of its memory according to the search criteria provided by the command structure (e.g., steps 320 and 325 of Figure 3). During the period of the search, there is no search-related traffic over network bus 30.

With reference to Figure 5C, proxy device 520 transmits to controller device 12 the identifier associated with the descriptive data that satisfy the search criteria (e.g., step 330 of Figure 3).

With reference to Figure 5D, controller device 12 subsequently uses the identifier to access the descriptive data satisfying the search criteria on proxy device 520. Proxy device 520 returns to controller device 12 over network bus 30 the descriptive data specified by the identifier. Depending on the amount of data transferred from target device 220 to proxy device 520, proxy device 520 can also transfer a media object described by the descriptive data (e.g., steps 335 and 340 of Figure 3). Alternatively, proxy device 520 can direct target device 220 to transfer the media object described by the descriptive data.

For example, a personal computer will identify itself as a proxy for a CD unit. Over time, as a user places CDs into the CD unit, the personal computer will analyze the content of each CD and add that content to a database maintained on the personal computer. In this database, for example, the personal computer keeps track of the CD titles, the individual track titles, and the like. When a user subsequently decides to conduct a search of the music that is available on the home network, the controller device in accordance with the present invention searches the network and identifies the personal computer acting as the proxy for the CD unit. The controller device initiates the search on the home network in accordance with the present invention, and the personal computer returns the results of the search on behalf of the CD unit and any other electronic devices for which it is acting as the proxy, even if the devices are not currently connected to the home network.

Thus, the proxy model permits a distributed search for the desired content or broadcast service and utilizes, for example, a personal computer with

much greater resources than a typical CD unit. Note that the distributed search described above can be accomplished without using the proxy model described by the reference by having target devices on the network communicate with each other, such as in the HAVi network architecture that is known in the art.

5

EXEMPLARY IMPLEMENTATION OF COMMAND STRUCTURE

One example of a model providing a hierarchical set of data structures for storing content and broadcast services is the AV/C object list model described in the patent application entitled "Method and Apparatus for Representing
10 Devices and Available Information within a Network of Devices Using Object List and Object Entries," by Harold Aaron Ludtke, Serial Number 09/040,540, Attorney Docket Number 50L1819, filed March 17, 1998, assigned to the assignee of the present invention and herein incorporated by reference. An embodiment of the present invention implemented with the data structure of this
15 reference is described below. In the discussion below, "object position," "object ID," "list ID," "list type" and other similar terms are used in the context of this reference. However, it is understood that the present invention is not limited by the embodiment discussed below nor is it limited to application with the above reference.

20

With reference to Figure 1, the SEARCH DESCRIPTOR command allows the controller device (e.g., controller device 12) to request that a target device (e.g., the target devices of network 10) execute a search of the descriptive data (that is, not the content or broadcast service data) looking for an entry that
25 satisfies the specified search criteria. If the search is successful, the result of the

search is returned to controller device 12 in the form of an identifier associated with the descriptive data. The identifier is sufficiently detailed to allow controller device 12 to subsequently locate the descriptive data identified by the search. The SEARCH DESCRIPTOR command is identified by an opcode byte which identifies the command as a request to perform a search. One embodiment of the format of the SEARCH DESCRIPTOR command (e.g., the command frame) is provided in Table 1 below.

(Note: in the tables and discussion below, values are in hexadecimal notation, "msb" refers to most significant bit, and "lsb" refers to least significant bit.)

Table 1 - Exemplary SEARCH DESCRIPTOR Command

	msb	lsb
opcode	SEARCH DESCRIPTOR (OB)	
operand[0]	search_for	
:		
:		
:	search_in	
:		
:		
:	start_point	
:		
:		
:	direction	
:	response_format	
:	status	

The *search_for* operand of the SEARCH DESCRIPTOR command specifies what the target device is to search for. One embodiment of the format for the *search_for* operand is provided in Table 2 below. The *length* operand specifies the number of bytes for the *search_data* operand. The *search_data* operand contains the subject of the search, and these bytes can be presented as text bytes such as "CNN" or they can be presented as any numerical value. The length operand can be set to zero if there is no preference for a particular subject to be searched for. Hence, the *search_for* operand is flexible and is suited for descriptor data structures of varying length depending on what is being searched for.

Table 2 - Exemplary Search_for Operand

address offset	msb	lsb
search_for operand of SEARCH DESCRIPTOR		
00	length	
01	search_data	
:		
:		

The *search_in* operand of the SEARCH DESCRIPTOR command specifies the location and scope of the search. The *search_in* operand is useful for narrowing the search when possible. One embodiment of the *search_in* operand is provided in Table 3 below. The *length* operand here specifies the number of bytes in the *type_specific_info* operand. The *type_specific_info* operand specifies the scope and location of the search. The format of the

type_specific_info operand is defined by the value of *type*. The values for the type operand are provided for one embodiment by Table 4 below.

Table 3 - Exemplary Search_in Operand

address offset	msb	lsb
search_in operand of SEARCH DESCRIPTOR		
00	length	
01	type	
02	type_specific_info	
:		
:		

5

Table 4 - Exemplary Search_in Type Values

type	meaning
10	fields specified by an offset address and length in Object Descriptors
12	entry_type fields in Object Descriptors
14	child_list_ID in Object Descriptors
16	object_ID fields in Object Descriptors
20	fields specified by an offset address and length in Object List Descriptors
22	list_type fields in Object List Descriptors
30	fields specified by an offset address and length in Other Descriptors
40	Objects in Object List Descriptors
50	Object Lists
60	Other Descriptors
all others	reserved

The *start_point* operand of the SEARCH DESCRIPTOR command specifies where the search is to begin. The *length* operand here specifies the number of bytes in the type_specific_info operand. The *type* operand here

10

specifies how the starting point is indicated in the type_specific_info operand.
 One embodiment of the start_point operand is provided in Table 5 below. The values for the type operand are provided for one embodiment in Table 6 below.

5

Table 5 - Exemplary Start_point Operand

address offset	msb	lsb
start_point operand of SEARCH DESCRIPTOR		
00	length	
01	type	
02	type_specific_info	
:		
:		

Table 6 - Exemplary Start_point Type Values

type	starting point for search
00	The target device chooses where to start the search
01	At the current location, where the current location is defined by the currently selected Object Descriptor or the position of the last search result
10	At the point specified by an offset address in the specified Object Entry Descriptor, where the object is specified by object_position
11	At the point specified by an offset address in the specified Object Entry Descriptor, where the object is specified by object_ID
12	At the entry_type field in the specified Object Entry Descriptor, where the object is specified by object_position
13	At the entry_type field in the specified Object Entry Descriptor, where the object is specified by object_ID
14	At the child_list_ID field in the specified Object Entry Descriptor, where the object is specified by object_position
15	At the child_list_ID field in the specified Object Entry Descriptor, where the object is specified by object_ID
16	At the object_ID field in the specified Object Entry Descriptor, where the object is specified by object_position
17	At the object_ID field in the specified Object Entry Descriptor, where the object is specified by object_ID
20	At the point specified by an offset address in the Object List Descriptor, where the list is specified by its list_ID
22	At the list_type field in the specified Object List Descriptor, where the list is specified by its list_ID
30	At the point specified by an offset address in the Other Descriptor, where that descriptor is specified by a descriptor_identifier structure
all others	reserved

The *direction* operand of the SEARCH DESCRIPTOR command specifies how the search should proceed. The meanings of the direction operand are provided for one embodiment in Table 7 below.

5

Table 7 - Exemplary Direction Operand Values

direction	meaning
00	The target device chooses the direction of the search
10	Up, in the increasing order of the search_for specifier, the target device selects the direction
12	Up, in the increasing order of the search_for specifier, based on the object_entry_position
13	Up, in the increasing order of the search_for specifier, based on the object_ID
20	Down, in the decreasing order of the search_for specifier, the target device selects the direction
22	Down, in the decreasing order of the search_for specifier, based on the object_entry_position
23	Down, in the decreasing order of the search_for specifier, based on the object_ID
all others	reserved

The *response_format* operand of the SEARCH DESCRIPTOR command specifies how the return data are to be presented to controller device 12.

Values for the response_format operand are provided for one embodiment in

10 Table 8.

Table 8 - Exemplary Response_format Operand Values

response_ format	meaning
00	Not specified - target device selects
10	By descriptor_type 10 (specified by ID_list)
11	By descriptor_type 11 (specified by list_type)
20	By descriptor_type 20 (specified by object_position)
21	By descriptor_type 21 (specified by object_ID)
all others	reserved

The *status* operand of the SEARCH DESCRIPTOR command is set to FF by controller device 12. The status operand is updated in the response to indicate the result of the search operation when the search is successful.

The response to a SEARCH DESCRIPTOR command (e.g., the response frame) is provided in Table 9 for one embodiment. The response frame shown by Table 9 is sent when the search request is "accepted;" that is, the target device accepted the command and attempted to carry out the search. When the search request is "rejected" (that is, the target device refused the search request because, for example, invalid parameters are specified), a simple frame is sent from the target device to controller device 12 instead of the response frame shown in Table 9. For simplicity, the command frame and the response frame typically have the same structure, although this does not have to be the case. The operands from *search_for* through *direction* are as described above. These operands will be returned in the response frame with the same value as they had in the command frame. The response_format operand will contain either the originally specified value (in the case where a specific format was

specified by controller device 12 in the command frame), or a value indicating the format selected by the target device. The status operand specifies the status of the search after it is completed. The status can be "successful," meaning that either the specified data or any data matching the search criteria were found.

5 The status can also be "unsuccessful," meaning that no data matching the search criteria were found. The *descriptor_identifier* operand identifies the data which are being returned from the target device. The data will be in the format indicated by the *response_format* operand. The *address* operand specifies where the returned data can be found in the case of a search for a data field. In

10 the case of descriptor structures such as lists, objects, or any other descriptor, the *descriptor_identifier* operand will contain enough information for controller device 12 to access the data.

Table 9 - Exemplary Response Frame to SEARCH DESCRIPTOR Command

	msb	lsb
opcode	SEARCH DESCRIPTOR (OB)	
operand[0]	search_for	
:		
:	search_in	
:		
:	start_point	
:		
:	direction	
:	response_format	
:	status	
:	descriptor_identifier	
:		
:		
:	address	
:		

The type_specific_info structure for the search_in operand of the SEARCH DESCRIPTOR command makes use of either the

5 *object_entry_descriptor_specifier* data structure or the *object_list_descriptor_specifier* data structure. An embodiment of each of these data structures is provided in Tables 10 and 11, respectively. The *object_entry_descriptor_specifier* data structure specifies an object entry; in the context of the search_in operand, it specifies an object or collection of objects in

10 which the search operation should be performed. The *object_list_descriptor_specifier* data structure identifies an object list (or more

than one list); in the context of the search_in operand, it specifies the list or a collection of lists in which the search operation should be performed.

Table 10 - Exemplary Object_entry_descriptor_specifier Data Structure

address offset	msb	lsb
object_entry_descriptor_specifier		
00	type	
:	type_specific	
:		
:		

5

Table 11 - Exemplary Object_list_descriptor_specifier Data Structure

address offset	msb	lsb
object_list_descriptor_specifier		
00	type	
:	type_specific	
:		
:		

Table 12 provides the relationship between the *type* operand and the *type_specific* operand in one embodiment of the object_entry_descriptor_specifier data structure.

10

Table 12 - Exemplary Object_entry_descriptor_specifier Type Values

type	meaning	type_specific field
20	a specified object by position	object_position
21	a specified object by object_ID	object_ID
22	any objects with specified entry_type field	entry_type
2F	any objects	none
all others	reserved	

Table 13 provides the relationship between the *type* operand and the *type_specific* operand in one embodiment of the

5 object_list_descriptor_specifier data structure.

Table 13 - Exemplary Object_list_descriptor_specifier Type Values

type	meaning	type_specific field
10	a specified list by list_ID	list_ID
12	any lists with the specified list_type	list_type
1F	any lists	none
all others	reserved	

Table 14 provides one embodiment of each of the *type_specific_info*
 10 data structures for the *search_in* operand of the SEARCH DESCRIPTOR command for each of the *search_in* type values that are provided in Table 4. The *descriptor_identifier* structure is used to specify one of the non-object and non-list descriptor structures in which the search operation is to be performed. The *offset_address* field specifies the starting address within the specified

descriptor structure to begin the search. The *length* field here specifies the number of bytes over which the search is to be performed.

Table 14 - Exemplary Type_specific_info Data Structures for the Search_in
5 Operand

address offset	msb	lsb
type_specific_info for search_in operand, type 10		
00	object_list_descriptor_specifier	
:		
:		
:	object_entry_descriptor_specifier	
:		
:		
:	offset_address	
:		
:	length	

address offset	msb	lsb
type_specific_info for search_in operand, type 12		
00	object_list_descriptor_specifier	
:		
:		
:	object_entry_descriptor_specifier	
:		
:		

address offset	msb	lsb
type_specific_info for search_in operand, type 14		
00	object_list_descriptor_specifier	
:		
:		
:	object_entry_descriptor_specifier	
:		
:		

address offset	msb	lsb
type_specific_info for search_in operand, type 16		
00	object_list_descriptor_specifier	
:		
:		
:	object_entry_descriptor_specifier	
:		
:		

address offset	msb	lsb
type_specific_info for search_in operand, type 20		
00	object_list_descriptor_specifier	
:		
:		
:	offset_address	
:		
:	length	

address offset	msb	lsb
type_specific_info for search_in operand, type 22		
00	object_list_descriptor_specifier	
:		
:		

address offset	msb	lsb
type_specific_info for search_in operand, type 30		
00	object_list_descriptor_specifier	
:		
:		
:	offset_address	
:		
:	length	

address offset	msb	lsb
type_specific_info for search_in operand, type 40		
00	object_list_descriptor_specifier	
:		
:		
:	object_entry_descriptor_specifier	
:		
:		

address offset	msb	lsb
type_specific_info for search_in operand, type 50		
00	object_list_descriptor_specifier	
:		
:		

address offset	msb	lsb
type_specific_info for search_in operand, type 60		
00	descriptor_identifier	
:		
:		

5

Table 15 provides one embodiment of each of the type_specific_info data structures for the start_point operand of the SEARCH DESCRIPTOR command for each of the start_point type values that are provided in Table 6. The offset_address field specifies the offset from the beginning of the descriptor structure specified in the start_point operand. The entry_type field refers to the type of object entry as defined by the entry_type field of the object descriptor structures.

Table 15 - Exemplary Type_specific_info Data Structures for the Start_point Operand

10

address offset	msb	lsb
type_specific_info for start_point operand, type 10		
00	descriptor_identifier for object entry position reference	
:		
:		
:		
:	offset_address	
:		
address offset	msb	lsb
type_specific_info for start_point operand, type 11		
00	descriptor_identifier for object ID reference	
:		
:		
:		
:	offset_address	
:		

address offset	msb	lsb
type_specific_info for start_point operand, type 12		
00	descriptor_identifier for object entry position reference	
:		
:		
:	entry_type	

address offset	msb	lsb
type_specific_info for start_point operand, type 13		
00	descriptor_identifier for object ID reference	
:		
:		
:	entry_type	

address offset	msb	lsb
type_specific_info for start_point operand, type 14		
00	descriptor_identifier for object entry position reference	
:		
:		

address offset	msb	lsb
type_specific_info for start_point operand, type 15		
00	descriptor_identifier for object ID reference	
:		
:		

address offset	msb	lsb
type_specific_info for start_point operand, type 16		
00	descriptor_identifier for object entry position reference (5 bytes)	
01		
02		
03		
04		

address offset	msb	lsb
type_specific_info for start_point operand, type 17		
00	descriptor_identifier for object ID reference (k + 4 bytes)	
:		
:		

address offset	msb	lsb
type_specific_info for start_point operand, type 20		
00	descriptor_identifier for object list specified by ID (3 bytes)	
01		
02		
03	offset_address	
04		

address offset	msb	lsb
type_specific_info for start_point operand, type 22		
00	descriptor_identifier for object entry position reference	
:		
:		

address offset	msb	lsb
type_specific_info for start_point operand, type 30		
00	descriptor_identifier for object entry position reference offset_address	
:		
:		
:		

The embodiment of the present invention described above allows the search to be specified and conducted based on search criteria which do not require the storage device (e.g., the hard drive on the target devices) to understand the structure of the descriptive data. The present invention therefore provides the flexibility needed that is expected to allow the present invention to remain compatible with AV networks even after changes and improvements are made to the networks and to the consumer electronic devices that make up the networks or to the data formats used by these devices.

5
10

Figure 6 illustrates an exemplary command structure 600 used for conducting a search (note that the numerical values are in hexadecimal notation). Command structure 600 demonstrates how an arbitrary field of an object descriptor structure can be searched for a specified value. Command structure 600 can be used to find fields which may be unknown to the target device (e.g., target device 220 of Figure 2B). In this example, a search is specified in operands[0-3] for the text "NHK" which is represented by ASCII characters in command structure 600. The object_ID response format is specified in command structure 600 by operand[13].

In summary, the present invention provides a system and method for performing a search on the target device which contains the stored data and not on the controller device. Consequently, only a relatively small amount of data is transmitted over the network bus, thus consuming only a small portion of the available bandwidth capacity of the bus and improving overall network performance. Additionally, the controller device is not burdened with searching through a large amount of data in order to find the data of interest. Likewise, the target devices are not burdened by having to process and format a large amount of data in order to prepare that data to be transferred to the target device.

The preferred embodiment of the present invention, a method and system for searching through descriptive data in the AV/C protocol, is thus described. While the present invention has been described in particular embodiments, it should be appreciated that the present invention should not be construed as limited by such embodiments, but rather construed according to the below claims.

CLAIMS

What is claimed is:

- 5 1. A method for performing a search in a network of electronic devices having a target device containing stored data and a controller device comprising the steps of:
- a) specifying a search criterion in a command structure;
 - b) transmitting said command structure from said controller device to
 - 10 said target device over a network interface, said target device recognizing a descriptor in said command structure as a request to perform a search of said stored data;
 - c) said target device performing said search of said stored data;
 - d) said target device identifying data on said target device that satisfies
 - 15 said search criterion and determining an identifier corresponding to said data that satisfies said search criterion; and
 - e) transmitting a response containing said identifier from said target device to said controller device over said network interface.
- 20 2. The method of Claim 1 further comprising the steps of:
- f) said controller device accessing said data that satisfies said search criterion using said identifier; and
 - g) transferring said data from said target device to said controller device
 - over said network interface.
- 25 3. The method of Claim 2 wherein said step g) further comprises the step of transferring an object of media described by said data from said target

device to said controller device over said network interface.

4. The method of Claim 1 wherein said command structure comprises a code indicating data to search for, a code indicating a location of said data to search for, a start point within said location, and a response format for said identifier.

5. The method of Claim 4 wherein said response format is an address for said data that satisfies said search criterion.

10

6. The method of Claim 4 wherein said response format is a position of an object of media described by said data that satisfies said search criterion.

7. The method of Claim 4 wherein said response format is an identifier of an object of media described by said data that satisfies said search criterion.

8. The method of Claim 4 wherein said response format is a list containing an object of media described by said data that satisfies said search criterion.

20

9. The method of Claim 4 wherein said response format is a type of list containing an object of media described by said data that satisfies said search criterion.

25

10. The method of Claim 1 wherein said electronic devices are compliant with AV/C (audio visual control) protocol and said network and

network interface are compliant with the IEEE 1394 communication bus standard.

11. The method of Claim 1 wherein said target device is a proxy
5 device.

12. A system comprising:
a network interface;
a plurality of electronic devices coupled to said network interface
10 including a target device containing stored data and a controller device;
wherein said controller device is for specifying a search criterion in a
command structure;
wherein said controller device is also for transmitting said
command structure to said target device over said network interface;
15 wherein said target device is for recognizing said command
structure is indicating a request to perform a search of said stored data;
wherein said target device is also for executing said command
structure to perform said search, for identifying data on said target device
that satisfies said search criterion, and for generating an identifier
20 corresponding to said data that satisfies said search criterion; and
wherein said target device is also for transmitting a response
containing said identifier from said target device to said controller device
over said network interface.

25 13. The system of claim 12 wherein the word "device" has the meaning
"means."

14. The system of Claim 12 or 13 wherein said controller device is also for accessing said data that satisfies said search criterion using said identifier and for retrieving said data from said target device over said network interface.

5

15. The system of Claim 14 wherein said controller device is also for retrieving from said target device an object of media described by said data that satisfies said search criterion.

10

16. The system of Claim 13 wherein said command structure comprises a code indicating data to search for, a code indicating a location of said data to search for, a start point within said location, and a response format for said identifier.

15

17. The system of Claim 16 wherein said response format is an address for said data that satisfies said search criterion.

18. The system of Claim 16 wherein said response format is an object of media described by said data that satisfies said search criterion.

20

19. The system of Claim 16 wherein said response format is an identifier of said object of media described by said data that satisfies said search criterion.

25

20. The system of Claim 16 wherein said response format is a list containing said object of media described by said data that satisfies said search

criterion.

21. The system of Claim 16 wherein said response format is a type of list containing said object of media described by said data that satisfies said
5 search criterion.

22. The system of Claim 12 or 13 wherein said controller device is for placing a descriptor into a specified field of said command structure, said descriptor identifying said command structure as a request to perform said
10 search.

23. The system of Claim 12 or 13 wherein said electronic devices are compliant with AV/C (audio visual control) protocol and said network interface is compliant with the IEEE 1394 communication bus standard.
15

24. The system of Claim 12 or 13 wherein said target device is a proxy device.

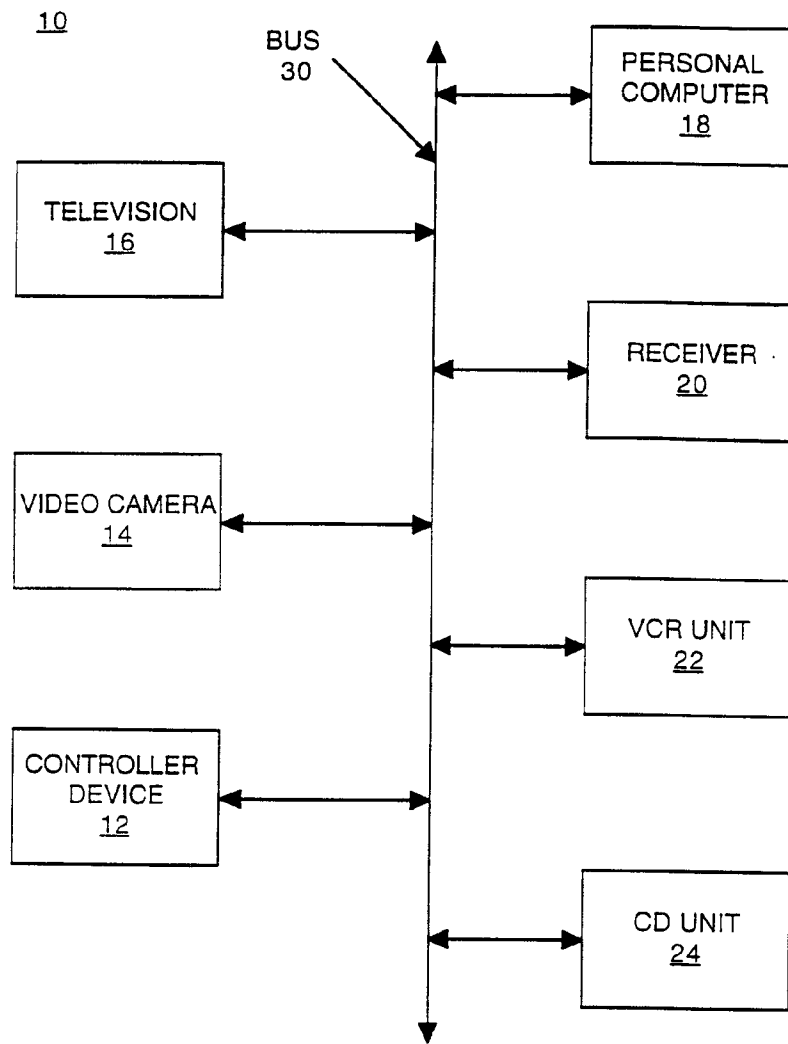


Figure 1

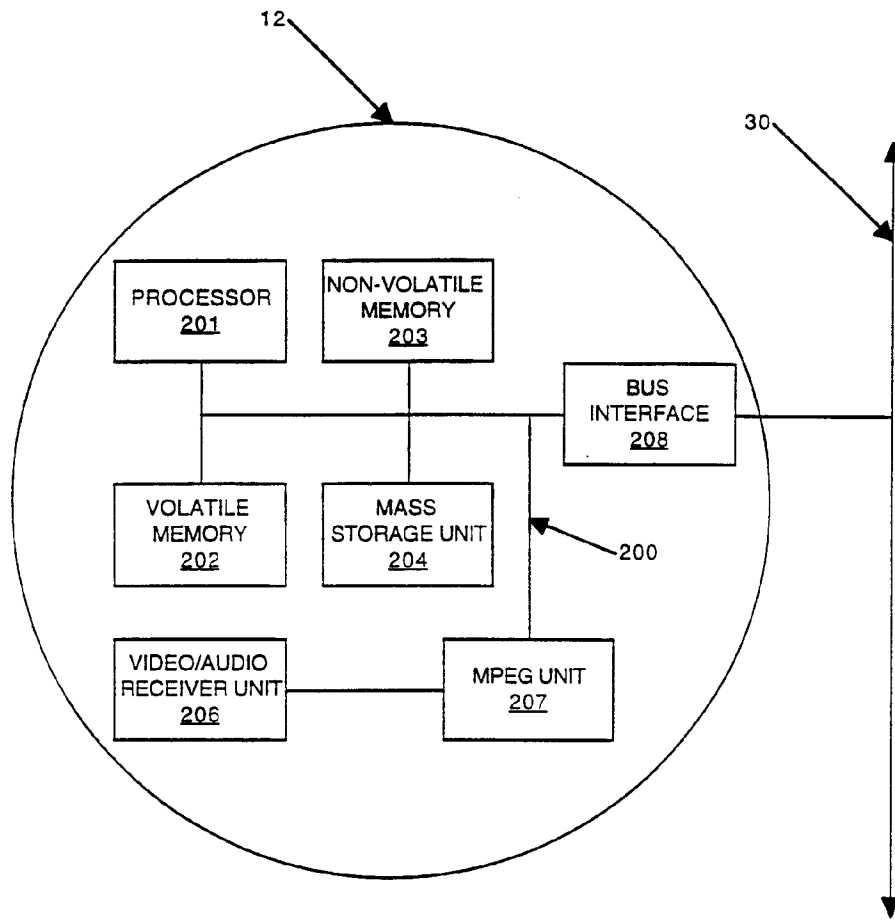


Figure 2A

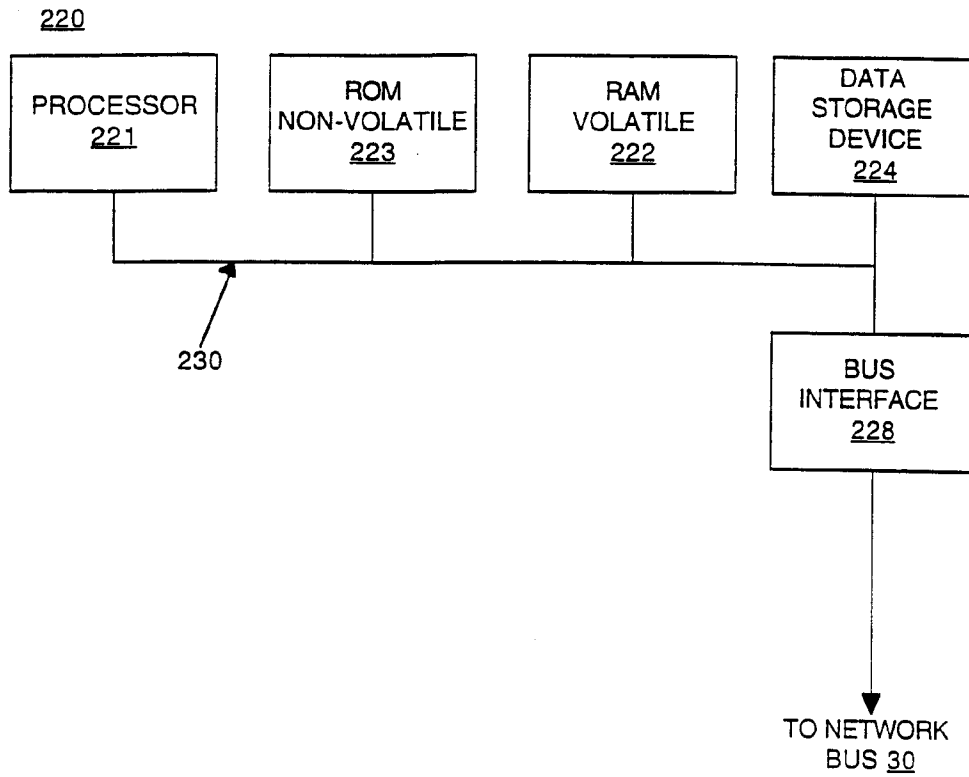


Figure 2B

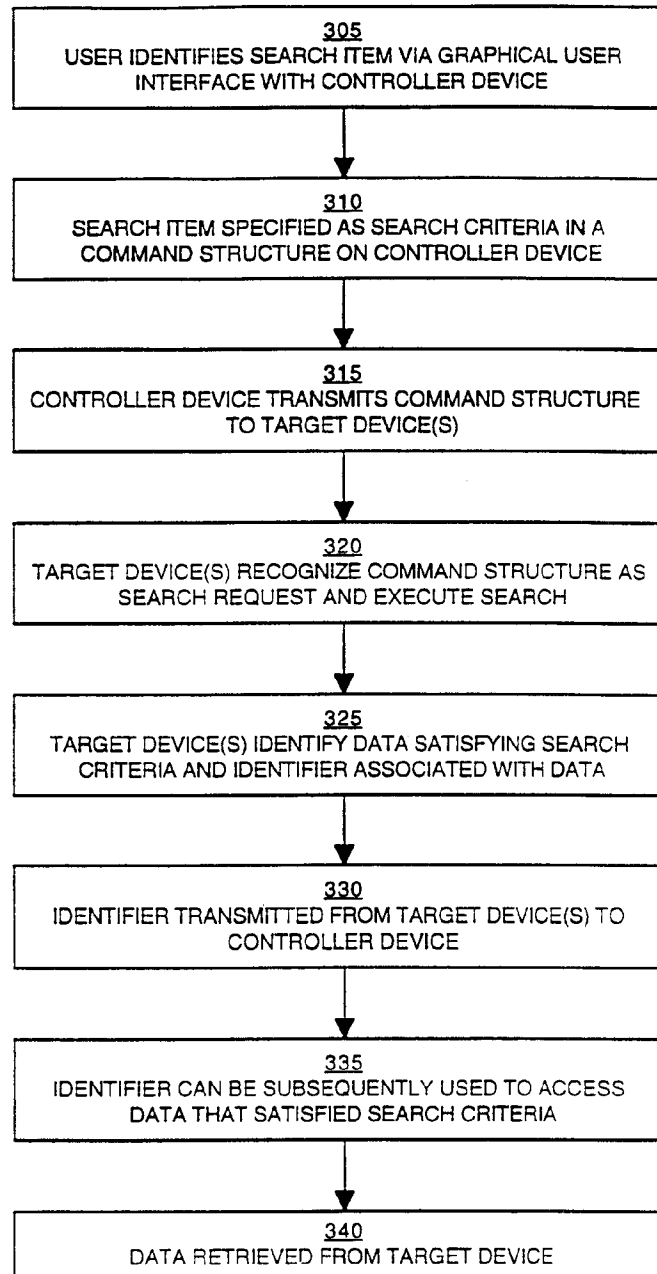
300

Figure 3

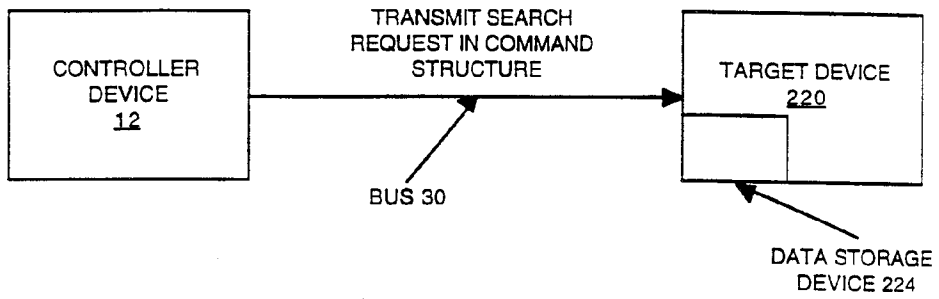


Figure 4A

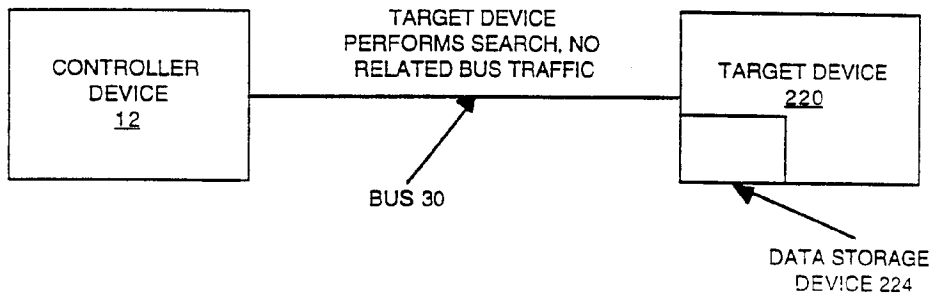


Figure 4B

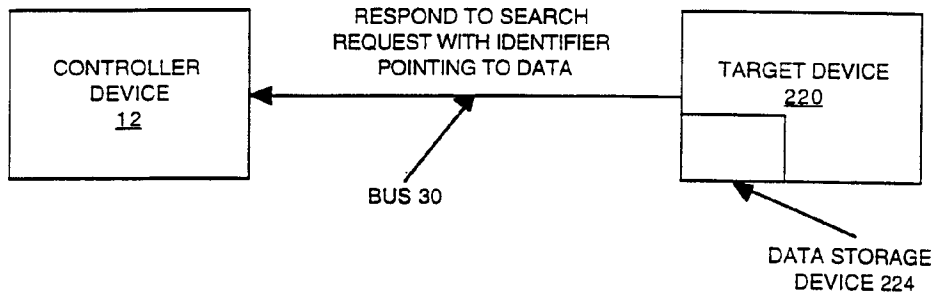


Figure 4C

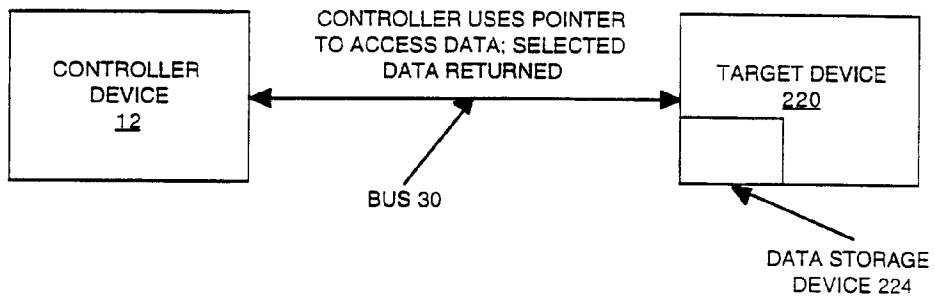


Figure 4D

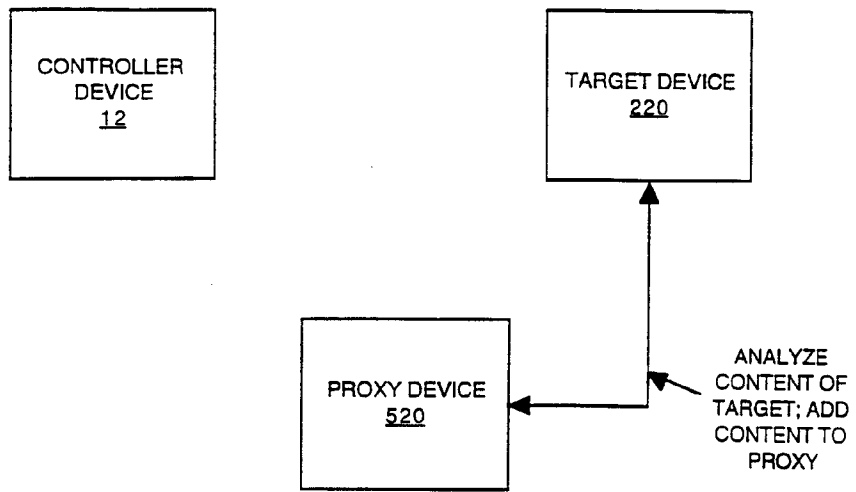


Figure 5A

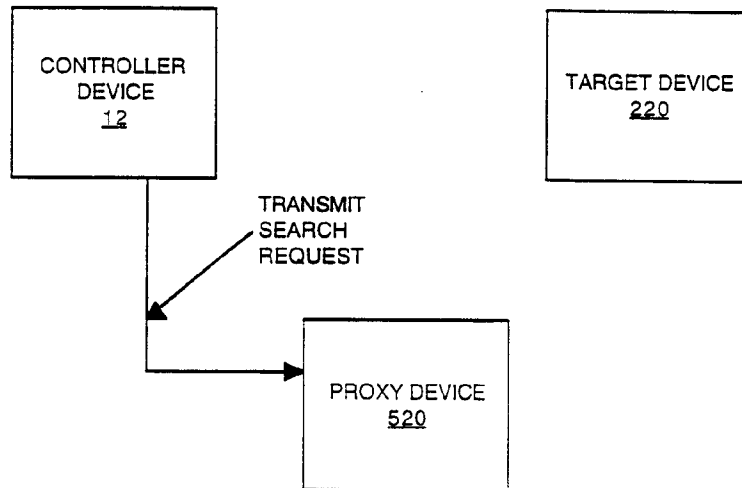


Figure 5B

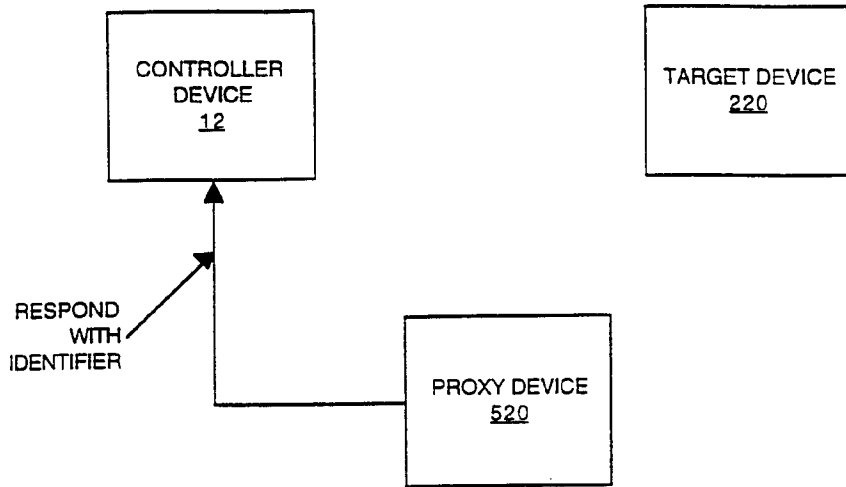


Figure 5C

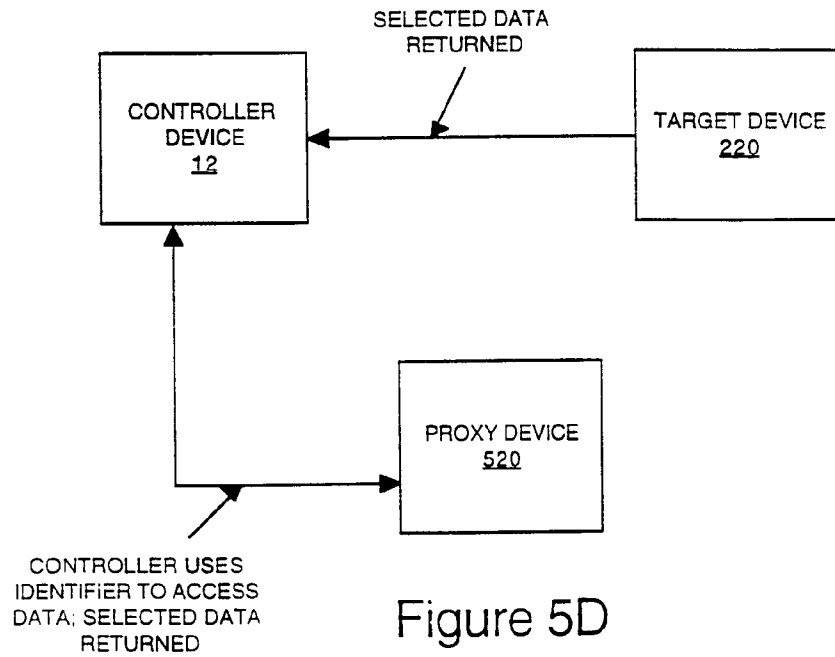


Figure 5D

600

	msb	lsb
opcode	SEARCH DESCRIPTOR (0B)	
operand[0]	search_for (03) length	
operand[1]	(4E) "N"	
operand[2]	(48) "H"	
operand[3]	(4B) "K"	
operand[4]	search_in (06) length	
operand[5]	(10) type: search in specified fields	
operand[6]	(12) in lists with specified list_type field	
operand[7]	(82) list_type: service	
operand[8]	(2F) search in any objects in lists	
operand[9]	(00) offset address...	
operand[10]	(19) ...search for service_name field	
operand[11]	start_point (00) not specified - subunit chooses	
operand[12]	direction (00) not specified - subunit chooses	
operand[13]	response_format (21) return data as object_ID reference	
operand[14]	status (FF)	

Figure 6

INTERNATIONAL SEARCH REPORT

International application No.

PCT/US99/05024

A. CLASSIFICATION OF SUBJECT MATTER

IPC(6) :H04M 11/00; H04N 7/14; G06F 3/00

US CL :709/253; 364/188; 345/340, 349, 352;

According to International Patent Classification (IPC) or to both national classification and IPC

B. FIELDS SEARCHED

Minimum documentation searched (classification system followed by classification symbols)

U.S. : 709/253; 364/188

Documentation searched other than minimum documentation to the extent that such documents are included in the fields searched

Electronic data base consulted during the international search (name of data base and, where practicable, search terms used)

C. DOCUMENTS CONSIDERED TO BE RELEVANT

Category*	Citation of document, with indication, where appropriate, of the relevant passages	Relevant to claim No.
Y.P	US 5,787,259 A (HAROUN et al) 28 July 1998, Figs 1-4,	1-24
Y.P	US 5,745,109 A (NAKANO et al) 28 April 1998, Col 8, lines 9-47;	1-24
Y.P	US 5,809,331 A (STAATS et al) 15 September 1998, Fig 6.	1-24

 Further documents are listed in the continuation of Box C.
 See patent family annex.

* Special categories of cited documents:	*T*	later document published after the international filing date or priority date and not in conflict with the application but cited to understand the principle or theory underlying the invention
A document defining the general state of the art which is not considered to be of particular relevance	*X*	document of particular relevance; the claimed invention cannot be considered novel or cannot be considered to involve an inventive step when the document is taken alone
B earlier document published on or after the international filing date	*Y*	document of particular relevance; the claimed invention cannot be considered to involve an inventive step when the document is combined with one or more other such documents, such combination being obvious to a person skilled in the art
L document which may throw doubts on priority claim(s) or which is cited to establish the publication date of another citation or other special reason (as specified)	*g*	document member of the same patent family
O document referring to an oral disclosure, use, exhibition or other means		
P document published prior to the international filing date but later than the priority date claimed		

Date of the actual completion of the international search

24 MAY 1999

Date of mailing of the international search report

16 JUN 1999

 Name and mailing address of the ISA/US
 Commissioner of Patents and Trademarks
 Box PCT
 Washington, D.C. 20231

Facsimile No. (703) 305-3230

Authorized officer

CHI PHAM

Joni Hill

Telephone No. (703) 305-4378